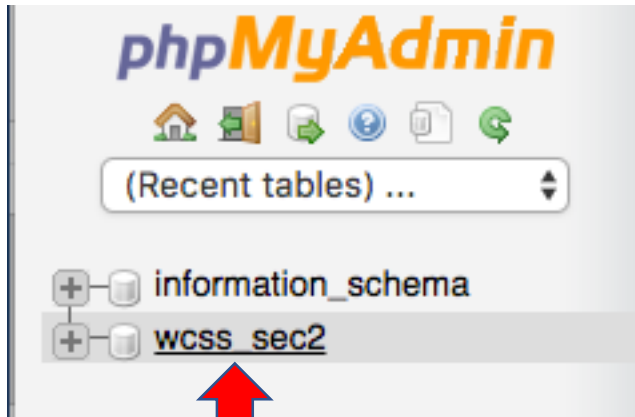
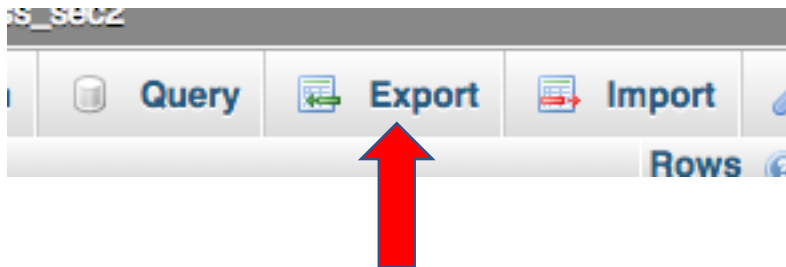


How to Export your Database

Select your database In phpMyAdmin:



Click Export:




Set the following options:

EXPORT METHOD: Custom

OUTPUT: Save to a file (Compression: ZIPPED)


Export Method:

Quick - display only the minimal options




Custom - display all possible options

Output:



Save output to a file

File name template: 


@DATABASE@

Character set of the file:

utf-8

Compression:

zipped



View output as text

Scroll to bottom of page and click GO



Save the file and include it with your project