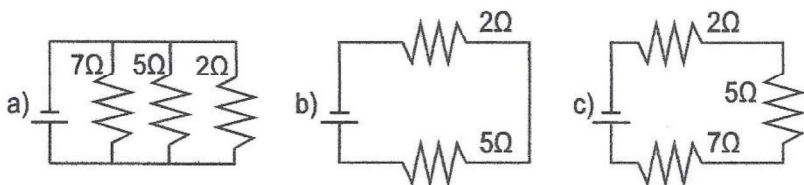
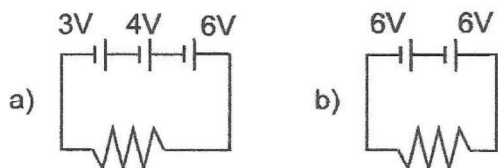


CIRCUITS WORKSHEET

1. Determine the equivalent (total) resistance for each of the following circuits below.

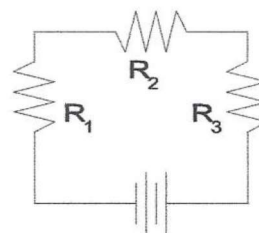


2. Determine the total voltage (electric potential) for each of the following circuits below.



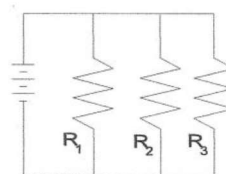
3. Fill out the table for the circuit diagramed at the right.

Circuit Position	Voltage (V)	Current (A)	Resistance (Ω)
1			10.0
2			20.0
3			30.0
Total	6.00		



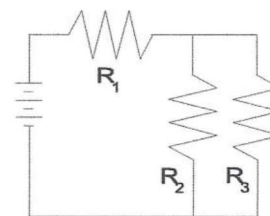
4. Fill out the table for the circuit diagramed at the right.

Circuit Position	Voltage (V)	Current (A)	Resistance (Ω)
1			10.0
2			20.0
3			30.0
Total	6.00		



5. Fill out the table for the circuit diagramed at the right.

Circuit Position	Voltage (V)	Current (A)	Resistance (Ω)
1			10.0
2			20.0
3			30.0
Total	6.00		



Questions 6 and 7 refer to the following:

The diagram to the right represents an electric circuit consisting of four resistors and a 12-volt battery.

